

# Sensory Map of Photo Museum Ireland

## Introduction

Welcome to Photo Museum Ireland. You can use this Sensory Map to identify sensory friendly spaces within the museum. Use the sensory map as a guide for finding spaces that will likely be quieter and less crowded and as a guide for finding where you can take a break. Please keep in mind that as the Museum's building and exhibitions change, parts of this map may not always be up to date.

## Legend

Key to Icons: Visual



Noisy spaces



Quieter spaces



Strong smells



Natural/Bright Light




Crowded spaces









Seating

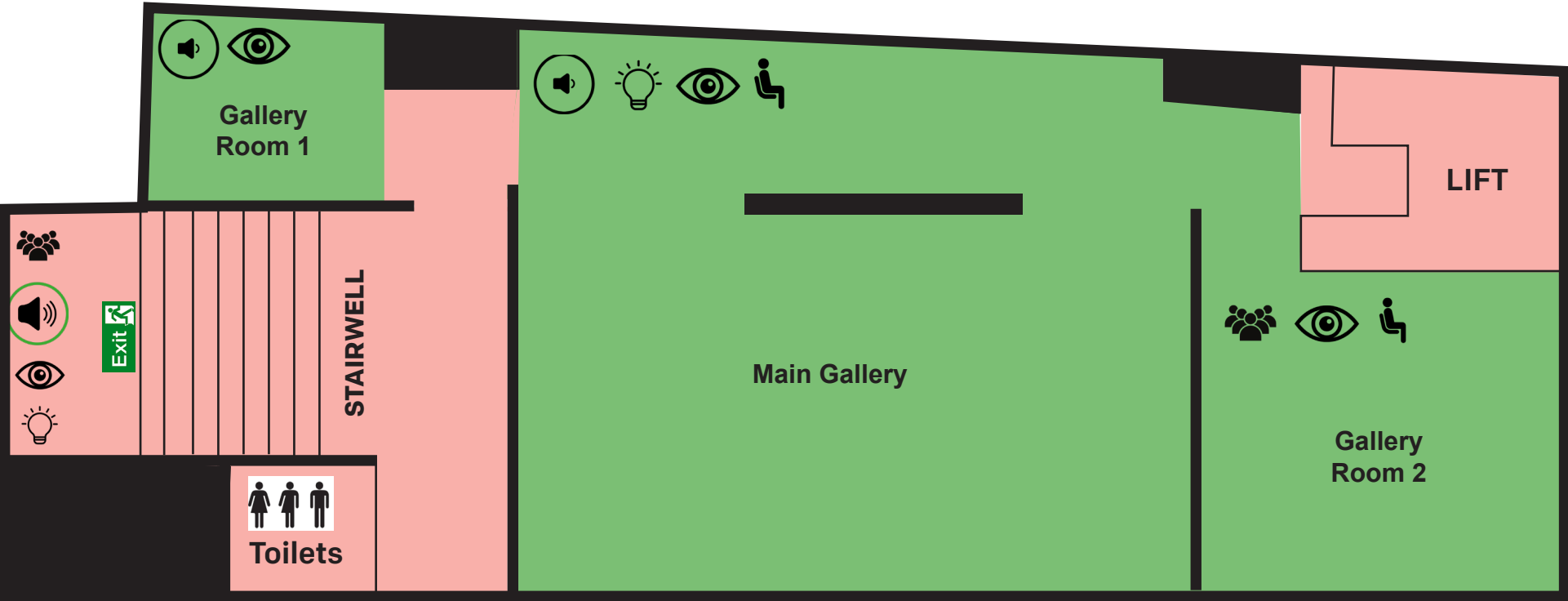


# Sensory Map: Photo Museum Entrance Level



- Key to Icons: Visual    Noisy spaces    Quieter spaces    Strong smells    Natural/Bright Light    Crowded spaces    Seating
-                         

# Sensory Map: Photo Museum Level 1



Key to Icons: Visual

Visual

Noisy spaces

Noisy spaces

Quieter spaces

Quieter spaces

Strong smells

Strong smells

Natural/Bright Light

Natural/Bright Light

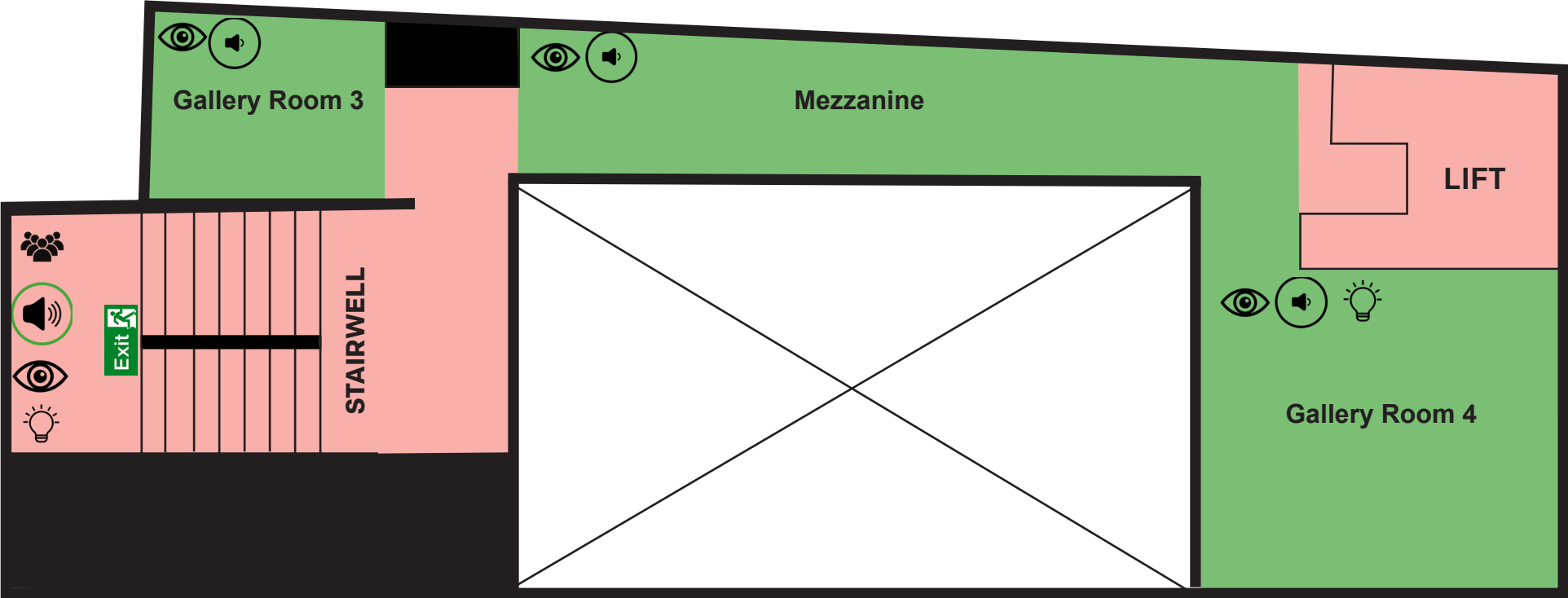
Crowded spaces

Crowded spaces

Seating

Seating

# Sensory Map: Photo Museum Level 2



Key to Icons: Visual

Noisy spaces

Quieter spaces

Strong smells

Natural/Bright Light

Crowded spaces

Seating

# Sensory Map: Photo Museum Level 3



Key to Icons: Visual

Noisy spaces

Quieter spaces

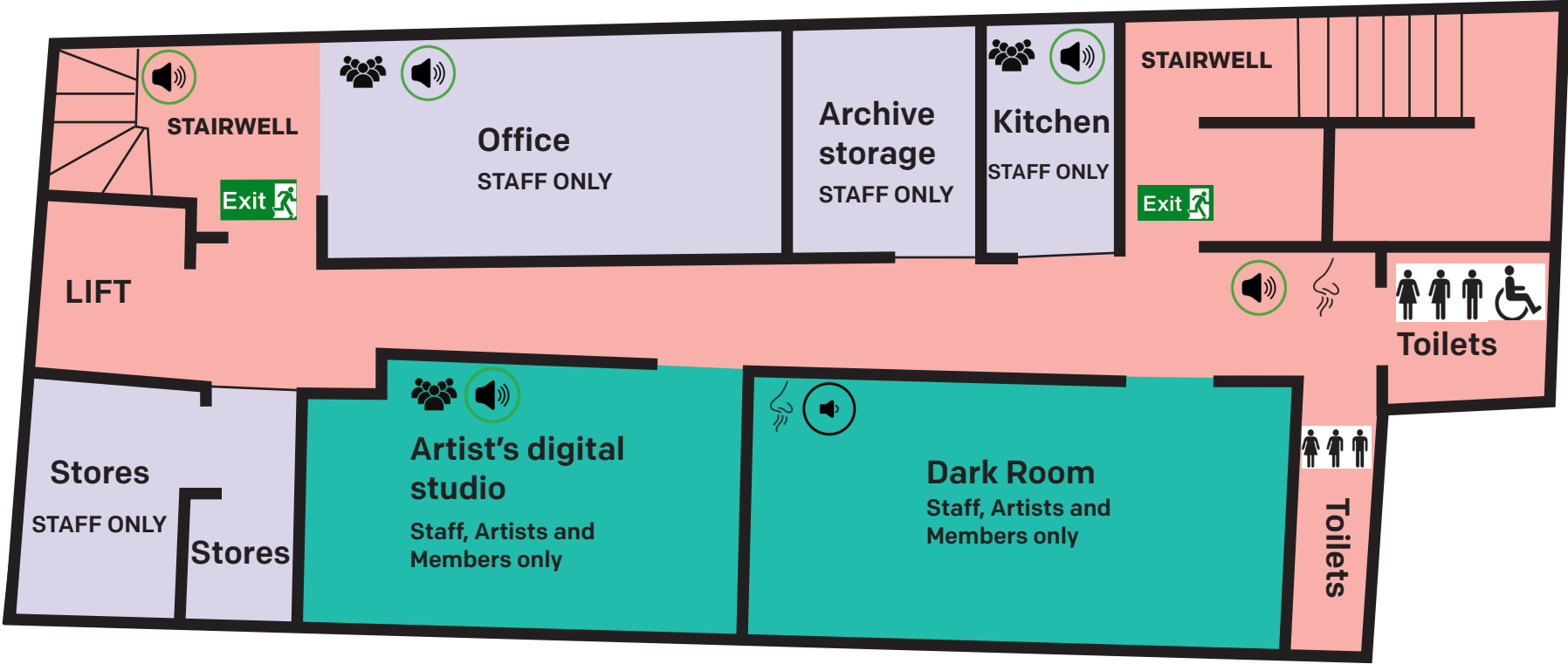
Strong smells

Natural/Bright Light

Crowded spaces

Seating

# Sensory Map: Photo Museum Basement Level



Key to Icons: Visual

Noisy spaces

Quieter spaces

Strong smells

Natural/Bright Light

Crowded spaces

Seating

## More Information

Everyone is welcome to Photo Museum Ireland. We offer a variety of free programmes and resources to make the museum more accessible and enjoyable for you. Visit our [Accessibility page](#) to learn more about the services we offer. You can also find our Visual Guide on that page.